

KB127.2 12V 7.2Ah



Kaise Battery series are Top terminal VRLA AGM battery for General use. With advanced manufacturing technique and industry scale, KB series delivers high energy density and high reliability performance, highly suited for UPS systems, security and alarm systems, telecommunication, utilities, emergency light systems, CATV and other backup applications.



Technical Specifications

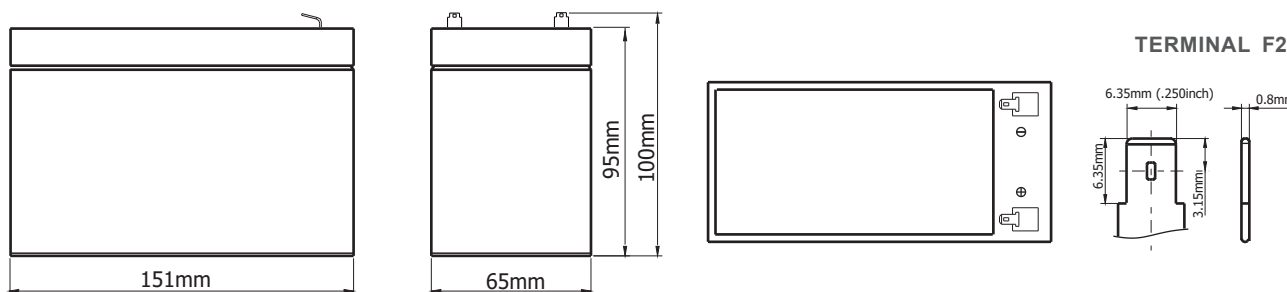
Nominal Voltage (V)	12 (6 cells per unit)
Designed Floating Life (25°C)	5 Years
Nominal Capacity (25°C)	7.2 Ah @ 20HR-rate (to 1.75Vpc)
Dimension (mm)	L151 x W65 x H100
Approx. Weight	2.19 k g (4.67 lbs)
Terminal Type	Fasten Tab F2
Internal Resistance	Approx. 0.026 Ohm (fully charged @ 25°C)
Max. Charge Current	2.1A
Max. Discharge Current (5S)	105A
Short Circuit Current	600A
Self Discharge	Approx. 2.5% per month @ 20°C
Ambient Temperature	Discharge: -20~55°C Charge: -20~50°C Storage: -20~45°C
Float Charge Voltage	13.6V @25°C (-3mV/cell/ C)
Equalize and cycle Use Charge Voltage	14.1V @25°C
Container Material	ABS (UL94-V0 optional)



Complied standards

- IEC 60896-21/22
- GB/T19638
- JIS C8704
- BS6290 part 4

Battery Dimensions



Constant Current Discharge Characteristics: Amps (25°C)

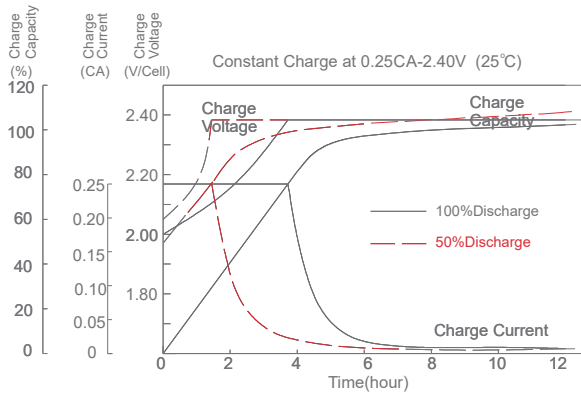
F.V/T ime	5min	10min	15min	30min	1h	3h	4h	5h	10h	20h
1.60V	28.9	17.9	13.7	8.13	4.74	2.00	1.57	1.29	0.72	0.382
1.67V	26.8	17.3	13.2	7.93	4.68	1.98	1.54	1.28	0.71	0.375
1.70V	24.9	16.5	12.9	7.80	4.61	1.97	1.53	1.26	0.70	0.368
1.75V	22.7	15.8	12.5	7.62	4.53	1.95	1.51	1.25	0.69	0.360
1.80V	20.3	14.9	12.2	7.48	4.44	1.92	1.49	1.23	0.68	0.352
1.85V	18.0	14.1	11.9	7.33	4.37	1.89	1.47	1.22	0.67	0.343

Constant Power Discharge Characteristics: W/Cell (25°C)

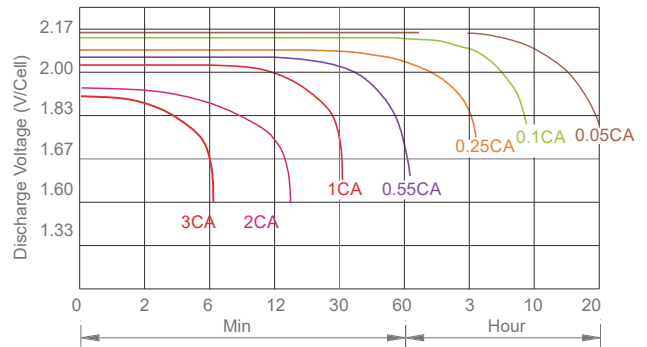
F.V/T ime	5min	10min	15min	30min	1h	3h	4h	5h	10h	20h
1.60V	50.8	32.2	24.9	15.0	8.83	3.78	2.97	2.46	1.38	0.74
1.67V	47.8	31.4	24.2	14.7	8.78	3.77	2.95	2.45	1.37	0.73
1.70V	44.9	30.3	23.8	14.6	8.70	3.76	2.94	2.44	1.36	0.72
1.75V	41.5	29.3	23.5	14.4	8.62	3.75	2.93	2.43	1.35	0.71
1.80V	37.6	28.0	23.1	14.3	8.52	3.73	2.92	2.42	1.34	0.70
1.85V	33.8	26.7	22.8	14.1	8.48	3.72	2.91	2.41	1.33	0.69



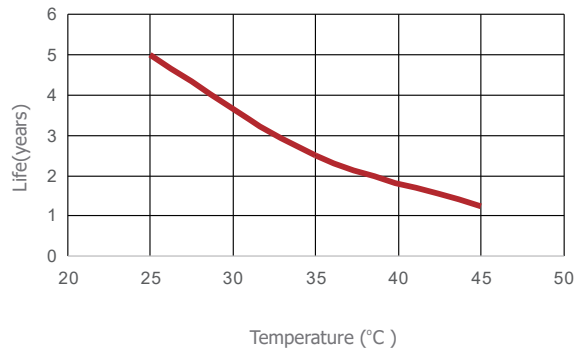
Charge Characteristic



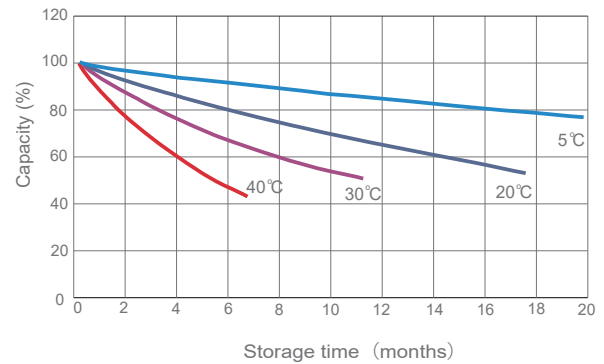
Discharge Characteristic (25°C)



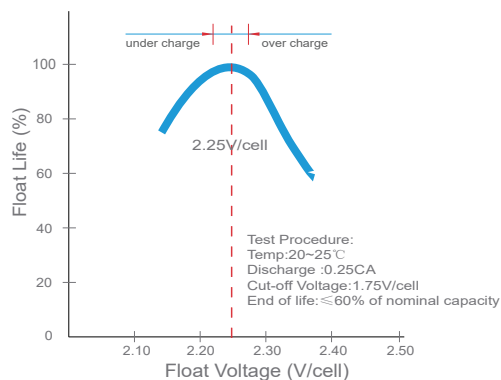
Temperature vs Float Life



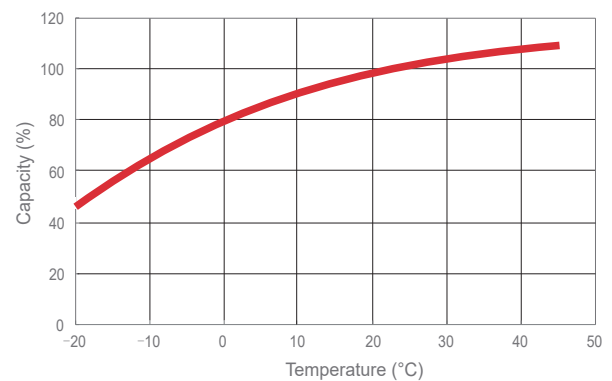
Self discharge characteristics



Float voltage vs Float life



Capacity vs Temperature



Final voltage settings recommended according to the discharge current

Discharge Current I (A)	$I \leq 0.08C$	$0.08C \leq I < 0.2C$	$0.2C \leq I < 0.6C$	$0.6C \leq I < 1.0C$	$I \geq 1.0C$
Final of Voltage	$\geq 1.85V_{pc}$	$\geq 1.80V_{pc}$	$\geq 1.75V_{pc}$	$\geq 1.70V_{pc}$	$\geq 1.60V_{pc}$